

EXERCISE 1

Aims: II.1. Identifying simple words, compound words and groups of words

III.4. Putting a text to an illustration


Level of difficulty: 1

Title: **At home**

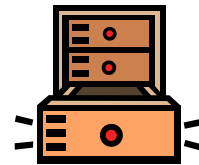
Evaluation :

Instructions: Link the word to the right picture.

Cupboard



Chair



Drawer

Table



Lamp



Rug



EXERCISE 2

Aims: II.2. Reconstituting words and word groups
IV.3. Finding or writing common words
V.5. Concentration

Level of difficulty: 1

Title: **Hidden fruit**

Evaluation :

Instructions: Find the names of fruit that are hidden in these squares.

T	R	A	S	P	B	E	R	R	Y
B	A	N	A	N	A	B	M	M	Y
M	E	L	O	N	Y	Y	P	I	A
D	D	Z	C	C	H	E	R	R	Y
L	E	M	O	N	T	I	L	L	A
I	T	T	U	L	H	K	I	W	I
O	R	A	N	G	E	Z	R	I	L
B	R	Q	F	D	A	P	P	L	E
P	E	A	R	U	E	G	A	X	L

EXERCISE 3		
-------------------	--	--

<i>Aims:</i> IV.3. Finding or writing common words		
--	--	--

V.5. Concentration		
--------------------	--	--

<i>Level of difficulty:</i> 1	<i>Title:</i> Food and drink	<i>Evaluation :</i>
--------------------------------------	-------------------------------------	---------------------

<i>Instructions:</i> Food and drink words are all joined up here. Find the words.		
---	--	--

PIZZACOKEICECREAMBANANASALADHAMEGGBACON

EXERCISE 4

Aims: II.2. Reconstituting words and word groups

IV.1. Identifying spelling

IV.2. Transforming words with a particular aim

Level of difficulty: 1

Title: **Unfinished words**

Evaluation :

Instructions: Use just one of the letters in the box to make 4 three-letter words.

a – e – i – o – u

h _ t

c _ n

m _ n

c _ r

EXERCISE 5

Aims: III.1. Understanding the meaning of words, word groups and short, simple sentences.

V.3. Comparing

Level of difficulty: **1**

Title: **Find the right word**

Evaluation :

Instructions: Find the word on the right which goes with the word on the left.

	pencil
	bag
	rug
READ	dog
	book
	bin
	car

	bus
	cupboard
	table
LIVE	mirror
	house
	lamp
	fish

EXERCISE 6

Aims: III.4. Putting a text to an illustration

III.5. Finding information in a text

Level of difficulty: 1

Title: **What's she doing?**

Evaluation :

Instructions: Find two sentences which go with the picture.



1. She's walking in the street.
2. She's opening her umbrella.
3. She's answering the phone.
4. She's phoning a friend.
5. She's writing with a green pen.

Original drawings by Catherine Beaumont

EXERCISE 7

Aims: II.1. Identifying simple words, compound words and groups of words
II.2. Reconstituting words and word groups
III.4. Putting a text to an illustration
IV.1. Identifying spelling


Level of difficulty: 1

Title: All but one letter...

Evaluation :

Instructions: Use the pictures to find the name of each animal and fill in the missing letter.

G _ RAFFE




DR _ GON



TORT _ ISE

R _ BBIT



H _ RSE

C _ T



Original drawings by Catherine Beaumont

EXERCISE 8

Aims: I.3. Distinguishing simple (ba - ti - lu...) semi-complex (ch - ph - tr...) and complex (ain - ion...) phonemes
IV.1. Identifying spelling
IV.2. Transforming words with a particular aim
V.5. Concentration

Level of difficulty: **1**

Title: **With two letters together...**

Evaluation:

Instructions: As in the example, find as many words as possible containing the letters in the box. This exercise can be done in groups of 2 to 4 learners.

Example

ta

table – tame – stage – attack
take – tart – Tarzan – state...

Exercise

ra

EXERCISE 9 / page 1

Aims : III.1. Understanding the meaning of words, word groups and short simple sentences
III.4. Putting a text to an illustration
III.5. Finding information in a text
V.3. Comparing
V.4. Memorising

Level of difficulty: 1

Title: The four pictures

Evaluation:

Instructions: Look carefully at the pictures. You must remember them for the rest of the exercise!



Original drawings by Catherine Beaumont

EXERCISE 9 / page 2

Aims: III.1. Understanding the meaning of words, word groups and short simple sentences
III.4. Putting a text to an illustration
III.5. Finding information in a text
V.3. Comparing
V.4. Memorising

Level of difficulty: **1**

Title: **The four pictures**

Evaluation:

Instructions: Underline the four sentences that go with the four pictures you have seen.

A man on horseback.

A young girl with her dog.

What time is it?

Shopping in the supermarket.

The pretty house.

The flower garden.

The boy playing the piano.

The mouse on the rug.

EXERCISE 10 / page 1

Aims: III.1. Identifying simple words, compound words and groups of words
III.4. Putting a text to an illustration
V.4. Memorising

Level of difficulty: 1

Title: Clothes

Evaluation:

Instructions: Look carefully at all these pictures. Remember them for the rest of the exercise!



Original drawings by Catherine Beaumont

EXERCISE 10 / page 2

<i>Aims:</i> III.1. Identifying simple words, compound words and groups of words III.4. Putting a text to an illustration V.4. Memorising

<i>Level of difficulty:</i> 1

<i>Title:</i> Clothes

<i>Evaluation:</i>

<i>Instructions:</i> 1. Circle the names of the clothes you saw in the pictures

2. Look at page 1 again to check and try to write the names under the pictures from memory.

Shoes

Pyjamas

Hat

Belt

Scarf

Boots

Cap

Socks

Skirt

Dress

Pants

Gloves

Tie

Pull-over

EXERCISE 11

Aims: I. 1. Recognising letters of the alphabet (small and capital letters)

I. 2. Using alphabetical order

IV. 3. Finding or writing common words

Level of difficulty: 1

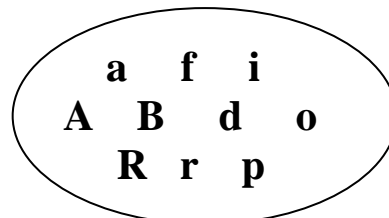
Title: Letters in a circe

Evaluation:


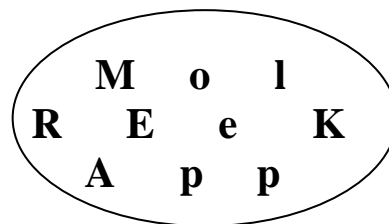
Instructions: Look carefully at the words next to the drawings. Then underline the letters in the circle that make up the words. Finally, write all the words in alphabetical order in the box at the bottom of the page.





Radio




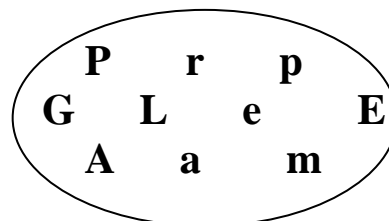
Apple



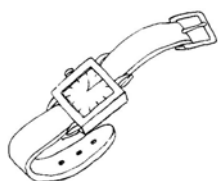
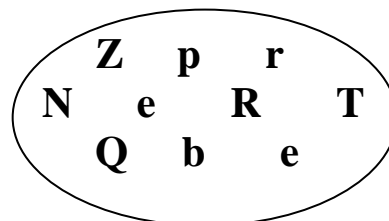
Car



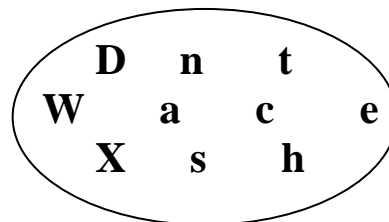
Lamp



Tree



Watch



1. _____ 2. _____ 3. _____
4. _____ 5. _____ 6. _____

EXERCISE 12

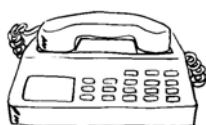

Aims: II.1. Identifying simple words, compound words and groups of words
II.3. Identifying synonyms and words with similar meanings
III.4. Putting a text to an illustration

Level of difficulty: 1

Title : **Good neighbours**

Evaluation:

Instructions: Find the two words that go with each picture.



Telephone

Ride

Smell

Call

Breathe

Pedal

Brush

Style