

<i>900 exercises in vocational communication</i>	Notes for teachers	B2 / 21
<i>General aim</i>	B: FIND OUT / COLLECT INFORMATION	
<i>Level of difficulty</i>	2	
<i>Intermediate aim</i>	2: SORT DOCUMENTS	
<i>Operational aim</i>	1: FIND IN GIVEN DOCUMENTS THE LINKS OF OPPOSITION, SIMILARITY, INCLUSION, EXCLUSION AND THE INTERSECTIONS.	
<i>Pre-requirements</i>		
<i>Number of exercises</i>	6	
<i>Summing-up exercise</i>	B2/21-1.6	
<i>Comments</i>		

Look at the documents shown on this page and the following page
(texts and pictures).

Write down the numbers of all the documents concerning *horses*.

Document numbers:



Saddle
1

For the Ancient Greeks, Pan was the god of forests and pastures. He was the protector of herds and flocks, shepherds and hunters.

3

Horses live between 25 and 30 years.
They can run at speeds of up to 70kph.
Horses “whinny” or “neigh”.

2



Antelope
4

**“TO GET ON ONE’S HIGH HORSE”
MEANS
TO BE DISDAINFULLY ALOOF.**

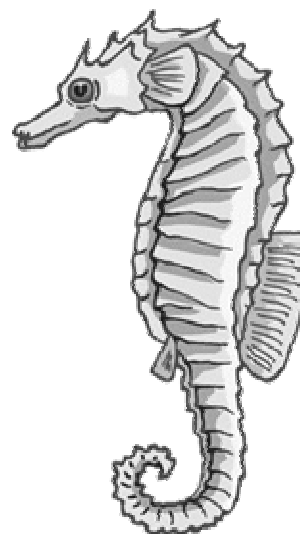
5

**5
9
2**

Tiercé

The **tiercé** is the arrival of the first 3 horses
in a horse race.

6



Seahorse
7

THE EXERCISE CONTINUES ON THE NEXT PAGE



Pericles

9

Seahorse: a marine fish of the genus “hippocampus” with a horse-like head. The name comes from “hippo” meaning “horse” in old Greek and “kampe” meaning “curve”.

8


One of the pieces in the game of chess is the *knight*, represented by a horse's head.

10



Young fawn

11



Horse

12




Zebra

13

A *stagecoach* is a car drawn by horses that was used to transport travellers.

14



Game of chess

16

Pericles was a statesman in ancient Greece. He ruled for over thirty years without becoming rich. He helped poor people to earn their living by giving them work improving the city of Athens and by employing craftsmen.

15

Look at the answers for B2/21-1.1

**Look at the documents shown on this page and the following page
(texts and pictures).**

Write down the numbers of all the documents concerning *horses*.

Document numbers: 1 – 2 – 5 – 6 – 7 – 8 – 10 – 12 – 14 – 16

Note: you cannot really include the sea horse (7) as it is only its name and definition (8) which have any connection with a horse.




Look at the documents shown on this page and the following page
(texts and pictures).

Several of them are about the same subject.


Find which subject it is and note down the numbers of the documents about it.

Subject:


Document numbers:



THE EXERCISE CONTINUES ON THE NEXT PAGE



6




7

AIRHOLS Tour operator
Special offer to the Caribbean

8



9



11




10

Travel broadens the mind (*proverb*)

12

LAWYERS
OFFICE ON 1ST FLOOR

13



14

Look at the answers for B2/21-1.2

**Look at the documents shown on this page and the next
(texts and pictures).**

Several of them are about the same subject.

Find which subject it is and note down the numbers of the documents about it.

Subject: **Travel**

Document numbers: 1 – 2 – 3 – 7 – 8 – 9 – 11 - 12



You are doing a placement in a restaurant.


The chef gives you two recipes.

You have to compare them and underline (on page 3) all the elements that are in both of the recipes.

Salmon and sole plait mimosa

4 portions	Preparation	Note
8 long fillets of salmon 4 long fillets of sole 1 dl white wine salt and pepper 5 basil leaves 2 dl single cream 30 g butter 4 cooked egg yolks sieved watercress	<ul style="list-style-type: none"> ➤ Preheat the oven to 220°C. ➤ Make a plait using 2 fillets of salmon and 1 fillet of sole; repeat with the other fillets. ➤ Lightly grease an oven dish and place the plaits in them; pour over the wine; season; cover with tin foil and bake for 15 minutes. ➤ Remove from the oven; place them on plates; keep warm. ➤ In a small saucepan, pour the cooking juices; add the basil; simmer the sauce to reduce by half; add the cream and stir until the cream thickens slightly. ➤ Take off the heat; add the butter beating energetically. ➤ Pour the sauce over the plaits; sprinkle over the egg yolks and garnish with watercress. 	<p>When cooked, the plaits are very delicate! Take care not to break them when serving.</p>

THE EXERCISE CONTINUES ON THE NEXT PAGE



Salmon and monkfish patchwork

4 portions	Preparation	Note
450 g salmon fillet in one piece 450 g fillets of monkfish in one piece 1 dl white wine salt and pepper 1 dl double cream 75 g butter 30 g diced tomatoes 4 half carrots steamed chopped parsley 2 shallots	<ul style="list-style-type: none"> ➤ Preheat the oven to 200°C. ➤ Cut the salmon fillets and the monkfish in strips of the same length. ➤ First place the strips of salmon side by side. To make the patchwork, place the strips of monkfish in the opposite direction, going under and over the strips of salmon. ➤ Grease an oven dish and gently place the patchwork; sprinkle over the finely chopped shallots; pour over the wine; cover with tin foil; bake for 15 minutes. ➤ Remove from the oven; place it in a serving dish; keep warm. ➤ In a small saucepan, pour in almost all the cooking juices; add the double cream and stir until the cream thickens slightly; take off the heat still stirring and add the butter. ➤ Pour the sauce in a ring around the patchwork; garnish with the carrots and sprinkle with parsley. 	<p>The pink of the salmon contrasts nicely with the white of the monkfish. You can also use other fish like plaice or turbot.</p>

THE EXERCISE CONTINUES ON THE NEXT PAGE

Here are the elements for the two recipes.

Underline all the elements that are in both of the recipes.



Basil
Butter
Carrots
Cream - double
Cream - single
Eggs
Filets of fish
Monkfish
Parsley
Pepper
Salmon
Salt
Shallots
Sole
Watercress
White wine

Add the butter
Bake for 15 minutes
Cover with tin foil
Garnish with watercress
Grease an oven dish
Keep warm
Leave to simmer
Pour in some wine
Pour over the sauce
Preheat the oven to 200°C
Preheat the oven to 220°C
Remove from the heat
Simmer the sauce to reduce it
Sprinkle with parsley
Use the oven



Look at the answers for B2/21-1.3

Underline all the elements that are in both of the recipes.



Basil
Butter
Carrots
Cream - double
Cream - single
Eggs
Filets of fish
Monkfish
Parsley
Pepper
Salmon
Salt
Shallots
Sole
Watercress
White wine

Add the butter
Bake for 15 minutes
Cover with tin foil
Garnish with watercress
Grease an oven dish
Keep warm
Leave to simmer
Pour in some wine
Pour on the sauce
Preheat the oven to 200°C
Preheat the oven to 220°C
Remove from the heat
Simmer the sauce to reduce it
Sprinkle with parsley
Use the oven



Look at these two pictures and then go to the next page.



An author directs his play during a rehearsal



The performance of the play

THE EXERCISE CONTINUES ON THE NEXT PAGE

900 exercises in vocational communication	Exercise (Page 2)	B2 / 21 – 1.4 Eval.
---	-----------------------------	--------------------------------------

Find all the differences between the rehearsal and the performance that you can see in the two pictures. You can use the following chart.

Rehearsal	Performance

Look at the answers for B2/21-1.4

Find all the differences between the rehearsal and the performance that you can see in the two pictures. You can use the following chart.

Rehearsal	Performance
Some actors are not in costume.	All the actors are in costume.
The author is in the theatre.	The audience is in the theatre.
The author is directing his play.	We can't see if the author is there.
The actor at the front of the stage is holding a large exercise book. It might be the text of the play or stage directions.	The actor at the front of the stage is holding a hat and a walking stick. These are props for the play.
The actor at the front of the stage is listening to what the author is saying.	The actor at the front of the stage is speaking.
We cannot see if there are any papers on the sofa.	There are two pieces of paper on the sofa.

Look at all the documents shown on the next page.
Group the documents according to the points they have in common.
Show what the points are.
(You can make the chart longer if you wish).

Points in common	Document numbers

THE EXERCISE CONTINUES ON THE NEXT PAGE

2 meals with wine... 22.50 €

1


Hair salon opening hours

9.00am – 7.00pm

Late night opening Thursday till 9pm

Closed Sundays & Mondays

2



3

**List of restaurants
open on Sundays**


The Oyster Catcher
Dream Cuisine
The Station Restaurant
The Dovecote
The Cook's Palace
Tommy Tucker's Café
The Golden Dragon
Trentano's

4

**List of restaurants
closed on Sundays**

The Bull
The Rose and Crown
The Captain's Table
Juliano's
The Parrot
The Jolly Fisherman

5



6

Office supplies... 32.70 € TTC

7

Look at the suggested answers for B2/21-1.5

Look at all the documents shown on the next page.
Group the documents according to the points they have in common.
Show what the points are.
(You can make the chart longer if you wish).

Points in common	Document numbers
Written documents	1 – 2 – 4 – 5 – 7
Pictures	3 – 6
Prices	1 – 7
Opening and closing hours	2 – 4 – 5
Documents concerning restaurants	1 – 4 – 5
Documents concerning parrots	3 – 5 (name of a restaurant)
Documents concerning pigeons	6 – 4 (restaurant: The Dovecote)
Documents about businesses	1 – 2 – 4 – 5 – 7
Documents showing prices	1 - 7
Documents including days	2 – 4 – 5
Documents written in italics	1 – 7
Documents concerning animals	3 – 4 (The Oyster Catcher, The Dovecote, The Golden Dragon)– 5 (The Bull, The Parrot) – 6
Etc.	


Look at all the documents shown on the next page.
Group the documents according to the points they have in common.
Show what the points are.
(You can make the chart longer if you wish).

Points in common	Document numbers

THE EXERCISE CONTINUES ON THE NEXT PAGE



1



2


List of hotels in town

The Comfort Inn
Park Hotel
Station Hotel
Eastside Hotel
The Sleep Inn
Grand Hotel
California Hotel
Hillside Hotel

3




4



5



6




7

THE EXERCISE CONTINUES ON THE NEXT PAGE



8



9




10


List of hotels outside town

The Forest Hotel
Hotel Bellavista
Oak Tree Hotel
The Mountain Inn
The Beach Hotel
Bellevue Hotel

11



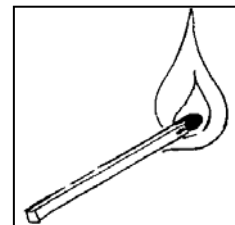
12



13




14




15



18



16



17

Look at the answers for B2/21-1.6

Look at all the documents shown on the next page.
Group the documents according to the points they have in common.
Show what the points are.
(You can make the chart longer if you wish.)

Points in common	Document numbers
Written documents	3 – 11
Pictures	2 – 4 – 5 – 6 – 7 – 8 – 9 – 10 – 12 – 13 – 14 – 15 – 16 – 17 – 18
Documents showing humans	1 – 4 – 6 – 8 – 10 – 14 – 18
Documents showing children or young people	1 – 4 (?) – 8 – 18
Documents showing adults	4 (?) – 6 – 10 – 14
Documents about the hotel trade	3 – 11
Documents about businesses	3 – 6 – 11
Documents about nature	2 – 5 – 7 – 9 – 12 – 13 – (17)
Documents showing scenery	2 – 7 – 12 – 13
Documents showing trees	5 – 7 – 13
Documents about music	1 (if the child is singing) – 4 – 10
Documents showing fish	6 – 16
Documents related to fire	15 – 17 – 12 (if the volcano is erupting)
Documents related to wood	4 (wood in the guitar) – 5 – 7 – 10 (if the piano is made of wood) – 13 – 15 – 17
Documents in opposition	8 and 14 (cold/hot), 1 and 18 (happy/sad)
Etc.	